

# The Marion Eagle Newsletter



<http://marionrcflyers.info>

**MRCF**

**PO Box 9202**

**Rochester, MN 55903**

May 2018

Volume 120

Editor: Wayne Brown

## **Club Officers 2018**

**President:** Wayne Brown (507) 319-4406

[rotoman@charter.net](mailto:rotoman@charter.net)

**Vice President:** Dallas Gardner (507) 867-4269

[Dallas.Gardner@mchsi.com](mailto:Dallas.Gardner@mchsi.com)

**Treasurer:** Judi Snyder (507) 990-8470

[Jsndolly057@gmail.com](mailto:Jsndolly057@gmail.com)

**Sec. /Newsletter:** Wayne Brown (507) 319-4406

[rotoman@charter.net](mailto:rotoman@charter.net)

**Safety Officer:** Bernie Drier (507) 288-1231

[Bernie104@juno.com](mailto:Bernie104@juno.com) [bernie313@charter.net](mailto:bernie313@charter.net)

**Field Maintenance:** Skip Gram

[Skip Gram <klgram@charter.net>](mailto:Skip Gram <klgram@charter.net>)

**Flight Instructors:** Ray Dray (507) 261-0930 cell

[rijdmjd56@gmail.com](mailto:rijdmjd56@gmail.com) ; Skip Gram (507) 273-2748

[Skip Gram <klgram@charter.net>](mailto:Skip Gram <klgram@charter.net>)

**Program Chairman:** Open volunteer position

**Club Dues accepted at the Club meetings or send your dues to:**

**Marion RC Flyers  
PO Box 9202  
Rochester, Mn 55903**

**Adult Membership \$75.00 per year**

**Family (Spouse) Membership \$75.00 per year**

**Student (19 years of age or under) \$1.00 per year**

**No Initiation Fee for New Members**

**\*\*\*\*\*Winter Club Meetings second Tuesday of the month \*\*\*\*\***

**Meetings switched back to the second Tuesday of the month.**

**2018 Winter Club meeting Schedule:**

**The winter club meetings are held the second Tuesday of the month and will be held at the Bowlocity Entertainment Center 2810 N Broadway, Rochester, MN (former Recreation Bowling Alley) starting at 6:00 pm. Enter through the west doors parallel to North Broadway and the large meeting room will be the 2nd door to the left inside the building.**

**2018: May 8th.**

**Summer meeting schedule for 2018 will resume on June 12th.**

---

---

## Wayne's Corner....

From the AMA

**Friday, April 27, 2018**

Today, the House of Representatives passed the FAA Reauthorization Act of 2018 (H.R.4), a long-term reauthorization of the FAA. We are happy to share that Section 336, also known as the Special Rule for Model Aircraft, is included in this bill with meaningful refinements that we supported to help make it stronger. We especially want to thank the thousands of members who participated in our Call to Action in the last few weeks to let Congress know the importance of protecting our hobby. Your efforts during this critical time have made a significant impact.

While much of what we fought for was included in this bill, there are also some provisions that concern us. Rest assured - we will continue to work on improving FAA Reauthorization moving forward. Protecting our hobby is AMA's top priority and we will do everything possible to ensure your ability and freedom to fly. Please remember there are several more steps in the process before FAA Reauthorization becomes law. The next step is for the Senate to consider its own version of FAA Reauthorization, and then both the House and Senate bills will be sent to a Joint Committee to hash out a final version of the legislation. This process could take months and we may ask for your help again during this time.

Again, we cannot thank you enough for your unwavering support. Please continue to monitor your emails, social media, and [www.modelaircraft.org/gov](http://www.modelaircraft.org/gov) for new information and ways you can help. As always, thank you for your support.  
AMA Government Affairs Team

I have been informed that the Indoor flying at the Rochester Community College on Tuesday night is no longer available for us to use. I am still waiting to hear from the National Guard Armory as to when we can return.

Dates to remember:

### **May 8, 2018:**

At the May 8<sup>th</sup> MRCF club meeting we will be setting up Clyde Norell's collection for sale at the Bowlocity Entertainment Center 2810 N Broadway, Rochester, MN. This is a very large collection. There will also be a lot of free and give away items. Start time is 6:00 pm.

Please share this information with anyone who would like to attend.

### **May 19 and 20, 2018:**

Swap Meet Saturday and Sunday  
Hobby Warehouse 7144 Chicago Ave, Richfield, MN 55423

### **May 20, 2018:**

Sunday only  
Big Sky Hobby 3402 Federal Dr, St Paul, MN 55122

**June 30, 2018** -- Rain date Sunday July 1<sup>st</sup>.

The Clyde Norell Memorial Fun Fly combined with the MRCF Club's 20<sup>th</sup> Anniversary. Open flying (all aircraft types acceptable); no landing fee; food and beverages on site; 20<sup>th</sup> Anniversary cake will be served; AMA required.

Clyde's family will be in attendance and would appreciate a large turnout.

Come and join the fun!

## **The Student Flight Instruction Program will resume in June 2018**

**Beginner's Night: Wednesday afternoons/evenings. Contact our qualified Flight Instructors for free flight instruction. It is recommended that you make an appointment with Ray Dray or Skip Gram for flight instruction.**

**Call Ray Dray at (cell) 261-0930 or (home) 775-6933.**

**Call Skip Gram at (507) 273-2748**

### **Student Flight Instruction Program**

Student flight instruction is provided free of charge during the flying season, June through September, by one of our qualified flight instructors.

- Please call Ray Dray at 261-0930 (cell) or 775-6933 (home) or Skip Gram at 273-2748 to set up an appointment for flight instruction. They can answer any questions you might have.
- You should read and understand the club rules that are posted online and at the field. If you have any questions have your instructor clarify them during the first flight lesson.  
[http://www.marionrcflyers.org/index.php?option=com\\_content&view=article&id=20&Itemid=16](http://www.marionrcflyers.org/index.php?option=com_content&view=article&id=20&Itemid=16)
- Please call our club instructor to make an appointment for flight training. This will assure that there will be somebody at the field to assist you.
- After completing your lessons you will need to join the AMA and our club to be allowed to fly at our club field. Join the AMA at <https://www.modelaircraft.org/joinrenew.aspx>. To join our club, contact Wayne Brown at 319-4406. Our membership forms can be found in the New Pilot Info link to the left.

The available instructors are listed below:

Instructor	Phone Number	Special Information
Ray Dray	261-0930 cell	Airplane Instruction
	775-6933 Home	
Skip Gram	273-2748	Airplane Instruction

- If using your own airplane for flight lessons you should make sure your radio equipment has been charged and the switches are in the off position before you arrive at the field. If you do not own your own airplane you can use the club training aircraft at no charge to you.
- When you arrive at the field ask for your instructor. He will provide direction on where and how to set up the airplane for instruction.
- Pay attention to what your instructor has to say and show you. He will show you proper flying field procedures and etiquette. You can learn by observing how pilots set up and fly their aircraft.
- Relax and take your time. If you feel tired or worn out call it a day and schedule a lesson for another day. When learning to fly it may take more lessons than expected.
- When your instructor says you are ready you will complete a check flight, where you will be asked to do three takeoffs and landings, demonstrate the correct pattern and flying field etiquette. After successful completion you will then be considered a qualified R/C Pilot and allowed to fly solo without an instructor.
- You can request additional lessons at any time. These can include aerobatic maneuvers.

### ***Meeting Minutes from April 10, 2017***

***Call to order:*** 7:00 pm

***Officers present:*** Wayne Brown; Dallas Gardner; Bernie Drier; Judi Snyder

***Members present:*** 12

***Treasurer's Report:*** Accounts in good order

***Old Business:***

***The membership approved naming our June 30<sup>th</sup> Fun Fly to "The Clyde Norell Memorial Fun Fly". We will combine this with our 20 year club anniversary Fun Fly.***

***New Business:***

***Dallas Gardner's Son-In-Law passed away and he left the MRCF a new 61 inch riding lawn mower. We will be using the two mowers to mow the field. Skip Gram is coordinating the schedule and has graciously offered the use of a large trailer he has to store the new mower inside. Contact Skip to let him know if you would like to participate in the mowing.***

***Field maintenance and repairs:***

***Brian Poss shared with us that the repairs needed are not pressing at this time. In the future we will discuss completing them.***


***We had a visitor attend our meeting. Jim Payne is his name. He has flown RC in the past but having recently retired he wants to start flying again. He will be joining our club. Be sure to welcome him.***

***Adjourn:*** 7:23

## ***For what's it worth!!!***

From Model Airplane News: Simple Tips- May 1, 2018

### **Hatch Leash**




A great way to ensure your canopy arrives attached to your plane, rather than flying off one way and the plane going the other, is to use two small pieces of wood from a matchstick or a wooden BBQ skewer. Epoxy one for the inside of the foam canopy and the other for the inside of the fuselage, and then wrap a small length of dental floss (which is strong and light) to each piece. Do this before pushing them into the foam while the epoxy is still wet. This system adds minimal weight to the plane, but ensures you won't end up losing the canopy!

### **The Perfect Building Guide**




Here is the way to use your old credit cards and build straight at the same time. While building wing panels on plans, you have to ensure the ribs are 90 degrees to the building board. Old plastic credit cards are great building guides as their edges are perfectly square and the corners are rounded so they don't get glued to the rib during construction. When they get ratty, just throw them away.

## Custom Sanding Sticks



For neat and straight edges on parts I cut for my airplanes, make custom-sized sanding sticks to fit into tight areas. Simply get some stick-on sandpaper (usually for electric sanders) and cut it into strips. Make your sanding stick to fit and then apply the sandpaper. The result is clean edges for a professional-looking job.

## Quick Connections



At times even when servo labels stay on, it is much too tedious to plug them all in properly. To solve this, buy several different colors of heat-shrink tubing: 3/8 inch for the female connectors and 1/4 inch for the male. To make it easy to determine the correct polarity, draw dots on the tubing with a felt-tip marker to make connecting them a snap.

***Finally some warm weather. Time for flying is near!***