

The Marion Eagle Newsletter



<http://marionrcflyers.info>

MRCF

PO Box 9202

Rochester, MN 55903

October 2017 Volume 115

Editor: Wayne Brown

Club Officers 2017

President: Wayne Brown (507) 319-4406

rotoman@charter.net

Vice President: Dallas Gardner (507) 867-4269

Dallas.Gardner@mchsi.com

Treasurer: Judi Snyder (507) 990-8470

Jsndolly057@gmail.com

Sec. /Newsletter: Wayne Brown (507) 319-4406

rotoman@charter.net

Safety Officer: Bernie Drier (507) 288-1231

Bernie104@juno.com bernie313@charter.net

Field Maintenance: Jeff Sorenson (507) 545-3924

Rc13469@hotmail.com

Flight Instructor: Ray Dray (507) 261-0930 cell

ridmjd56@gmail.com

Program Chairman: Jim Macius (952) 215-2430

jim@macius.com

Club Dues accepted at the Club meetings or send your dues to:

**Marion RC Flyers
PO Box 9202
Rochester, Mn 55903**

Adult Membership \$75.00 per year

Family (Spouse) Membership \$75.00 per year

Student (19 years of age or under) \$1.00 per year

No Initiation Fee for New Members

Electric Indoor Flying at the RCTC Field House

Tuesday nights starting at 10:00 pm.

*******Winter Club Meetings second Tuesday of the month *******

Meetings switched back to the second Tuesday of the month.

2017 and 2018 Winter Club meeting Schedule:

The winter club meetings are held the second Tuesday of the month and will be held at the Bowlocity Entertainment Center 2810 N Broadway, Rochester, MN (former Recreation Bowling Alley) starting at 7:00 pm. Enter through the west doors parallel to North Broadway and the large meeting room will be the 2nd door to the left inside the building.

2017: Dec 12th.

2018: Jan 9th; Feb 13th; Mar 13th; Apr 10th; May 8th.

Summer meeting schedule for 2018 will resume on June 12th.

Wayne's Corner....

I hope that some of you have been able to get out to the field and do some flying because of the warm weather. It looks like that will change this week. They are forecasting colder temperatures about midweek.

It's time to renew your AMA and Club membership for 2018.

The Student Flight Instruction Program will resume in June 2018

Beginner's Night: Wednesday afternoons/evenings. Contact our qualified Flight Instructors for free flight instruction. It is recommended that you make an appointment with Ray Dray or Skip Gram for flight instruction.

Call Ray Dray at (cell) 261-0930 or (home) 775-6933.

Call Skip Gram at (507) 273-2748

Student Flight Instruction Program

Student flight instruction is provided free of charge during the flying season, June through September, by one of our qualified flight instructors.

- Please call Ray Dray at 261-0930 (cell) or 775-6933 (home) or Skip Gram at 273-2748 to set up an appointment for flight instruction. They can answer any questions you might have.
- You should read and understand the club rules that are posted online and at the field. If you have any questions have your instructor clarify them during the first flight lesson.
http://www.marionrflyers.org/index.php?option=com_content&view=article&id=20&Itemid=16
- Please call our club instructor to make an appointment for flight training. This will assure that there will be somebody at the field to assist you.
- After completing your lessons you will need to join the AMA and our club to be allowed to fly at our club field. Join the AMA at <https://www.modelaircraft.org/joinrenew.aspx>. To join our club, contact Wayne Brown at 319-4406. Our membership forms can be found in the New Pilot Info link to the left.

The available instructors are listed below:

Instructor	Phone Number	Special Information
Ray Dray	261-0930 cell	Airplane Instruction
	775-6933 Home	
Skip Gram	273-2748	Airplane Instruction

- If using your own airplane for flight lessons you should make sure your radio equipment has been charged and the switches are in the off position before you arrive at the field. If you do not own your own airplane you can use the club training aircraft at no charge to you.
- When you arrive at the field ask for your instructor. He will provide direction on where and how to set up the airplane for instruction.
- Pay attention to what your instructor has to say and show you. He will show you proper flying field procedures and etiquette. You can learn by observing how pilots set up and fly their aircraft.
- Relax and take your time. If you feel tired or worn out call it a day and schedule a lesson for another day. When learning to fly it may take more lessons than expected.
- When your instructor says you are ready you will complete a check flight, where you will be asked to do three takeoffs and landings, demonstrate the correct pattern and flying field etiquette. After successful completion you will then be considered a qualified R/C Pilot and allowed to fly solo without an instructor.
- You can request additional lessons at any time. These can include aerobatic maneuvers.

Meeting Minutes from November 14, 2017

Call to order: 7:00 pm

Officers present: Wayne Brown; Dallas Gardner; Judi Snyder; Bernie Drier

Members present: (Includes the officers) 11

Treasurer's Report:

Accounts are in good order.

Old Business:

Skip Gram volunteered to do the field mowing. Please contact Skip if you would like to help with mowing the field.

2017 winter meetings: Dec 12th;

2018 winter meetings: Jan 9th; Feb 13th; Mar 13th; Apr 10th; May 8th.

Summer meetings resume on June 12, 2018

New Business:

Club discussed whether or not we should eliminate the Initiation Fee of \$50.00 for new members. Club members proposed that it could encourage new members to join. After a short discussion it was approved by all in attendance to eliminate the Initiation Fee.

Adjourn: 7:30 pm

For what's it worth!!!

Holding a transmitter always causes an overpowering itch all over your body as soon as your plane takes off.

If there is only one tree in an otherwise deserted area, your model will always fly into it.

The probability of an engine quitting is directly proportional to the distance the plane is from the landing area.

The chance of stepping on a fire-ant mound while flying is directly proportional to how much money you spent on the plane.

A new glow plug will last forever if you have spares, but only about a half-an-hour if you don't.

The size of your workbench has nothing to do with the size of your plane, your engine, or your house, but with the size of your spouse's heart

When building a model, you will always find the missing part, just as you have finished duplicating it.

Like milk, every airplane has an expiration date... some sooner than others

The number of radio hits is inversely proportional to the flying skill of the pilot.

The right way to cover a certain shape is always found out the day after you just covered it the wrong way.

To calculate the location of the exact rear center underneath your workbench, just drop a small screw.

Trees are ALWAYS closer than they appear.

TEN RULES OF MODEL AIRPLANE CRASHES...

#10 - Batteries only last as long as the warranty on the radio.

#9 - If it's gotta go in, make it one worth talking about.

#8 - If it does turn out to be a crash those legends are written about. Do not exaggerate on its retelling - others will do that for you.

#7 - Bask in your moment of glory while you can - some other fool will out-do your crash tomorrow.

#6 - There is no such thing as "fool proof".

#5 - Unbreakable props do, un-tear able fabric does and seamless tanks aren't...

#4 - Any landing that the engine walks away from is a good one.

#3 - Canopies do not make good landing gear.

#2 - Trainer cords should not be used to lynch pilots who turn their radios on when someone else has the frequency.... That's what they make rope for.

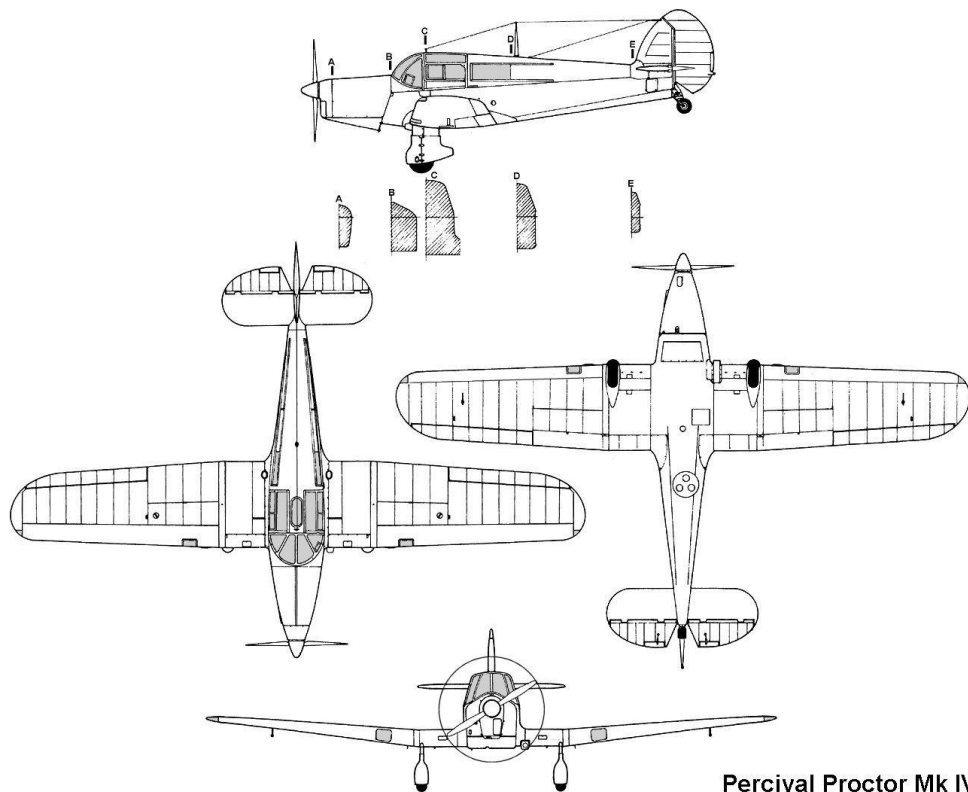
#1 - Never let them see you cry....Especially if there are women around.

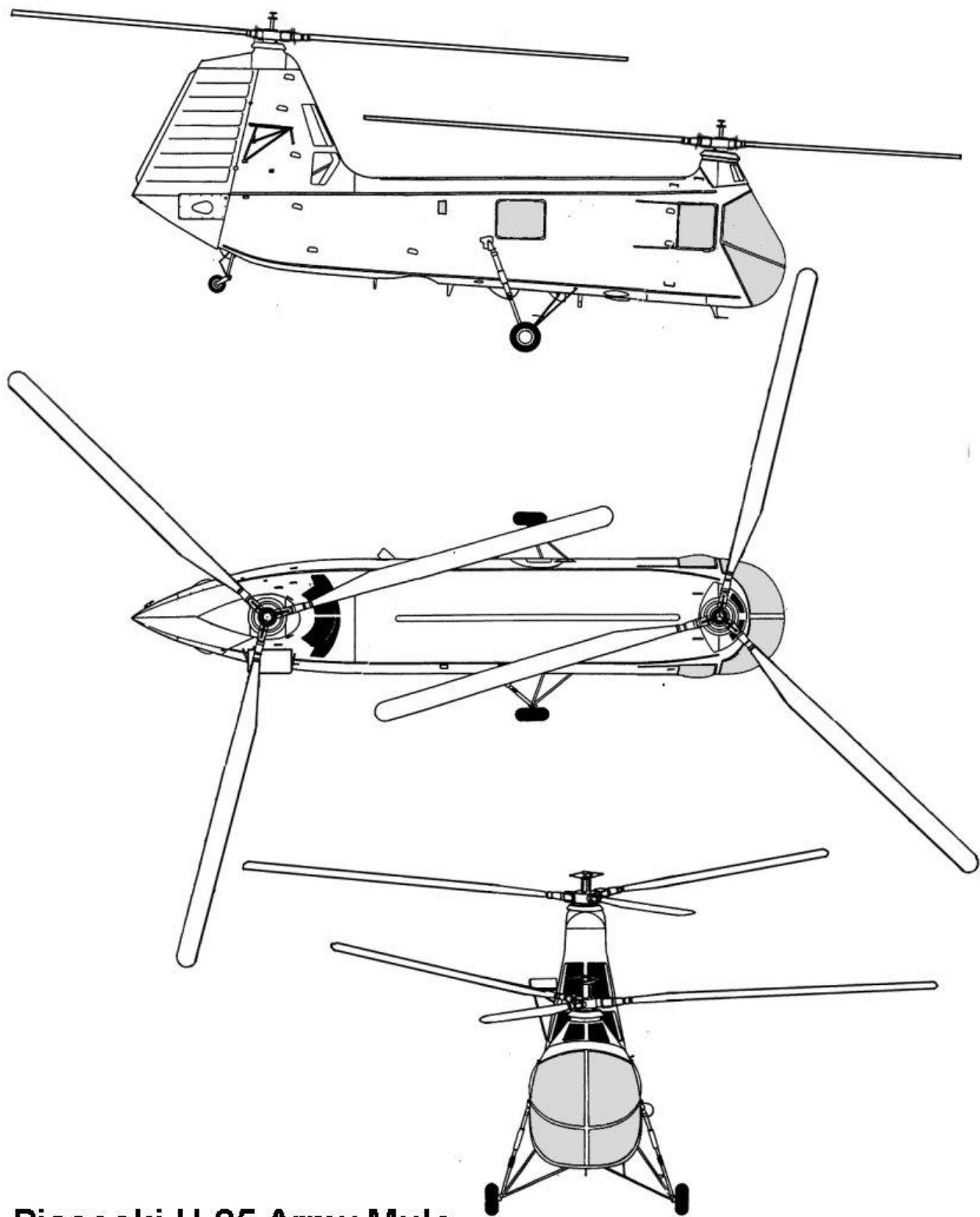
STUPID USES FOR SUPER GLUE...

Temporarily reattach those severed fingers and get back to the serious business of flying.

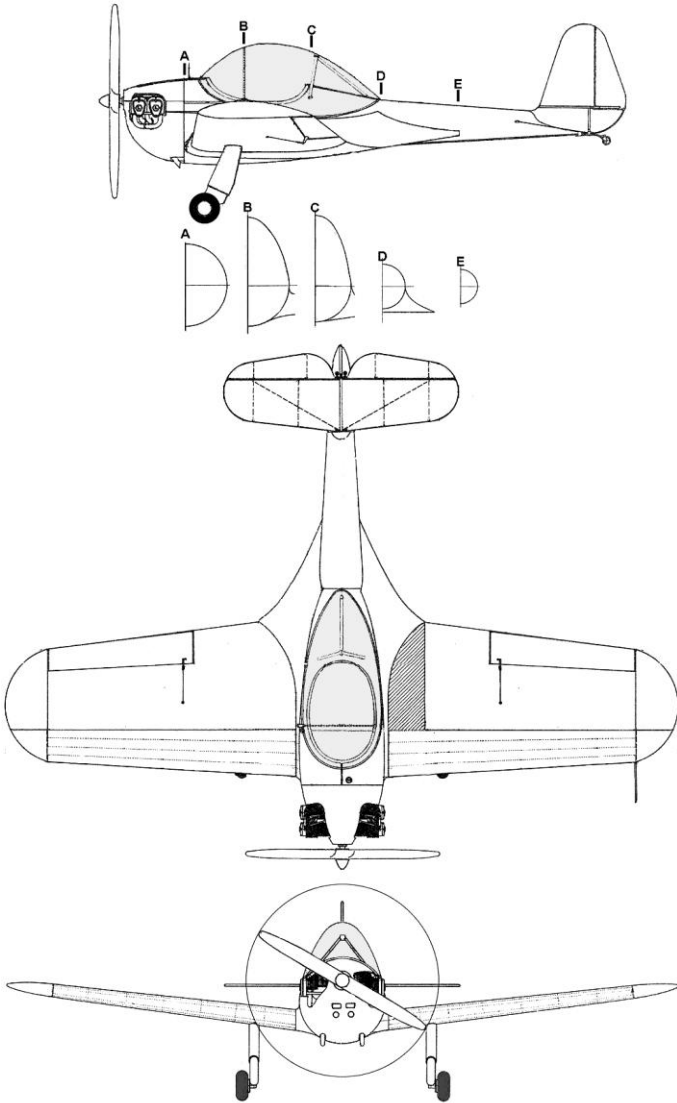
Do-it-yourself cornea transplants.

This Guy came up to me and said "Hey look, my transmitter's antenna broke, so I made my own out of coat hanger wire - neat huh?".





Piasecki H-25 Army Mule



Piper Pa-8 Skycycle

Until next time start building a new project!